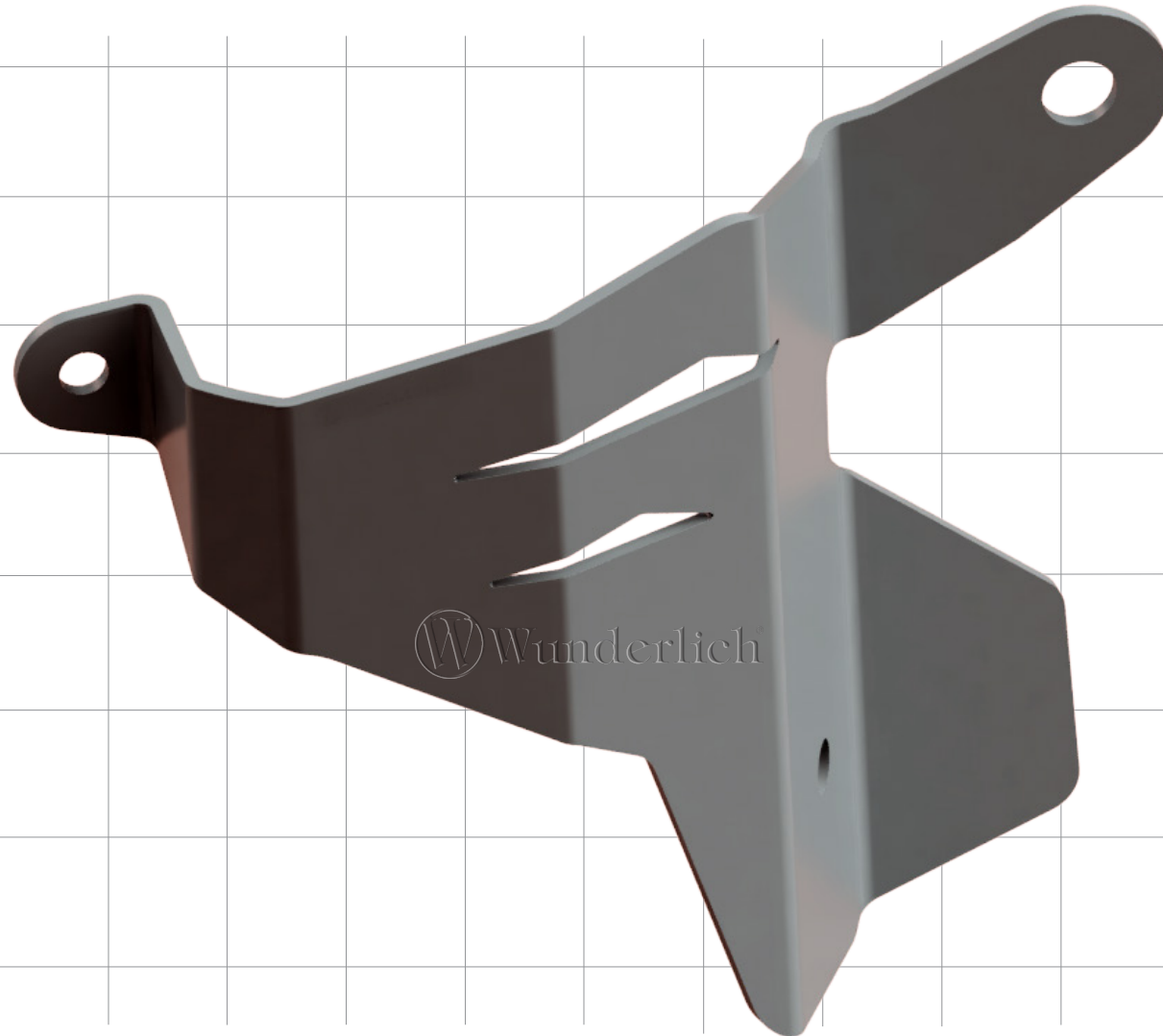
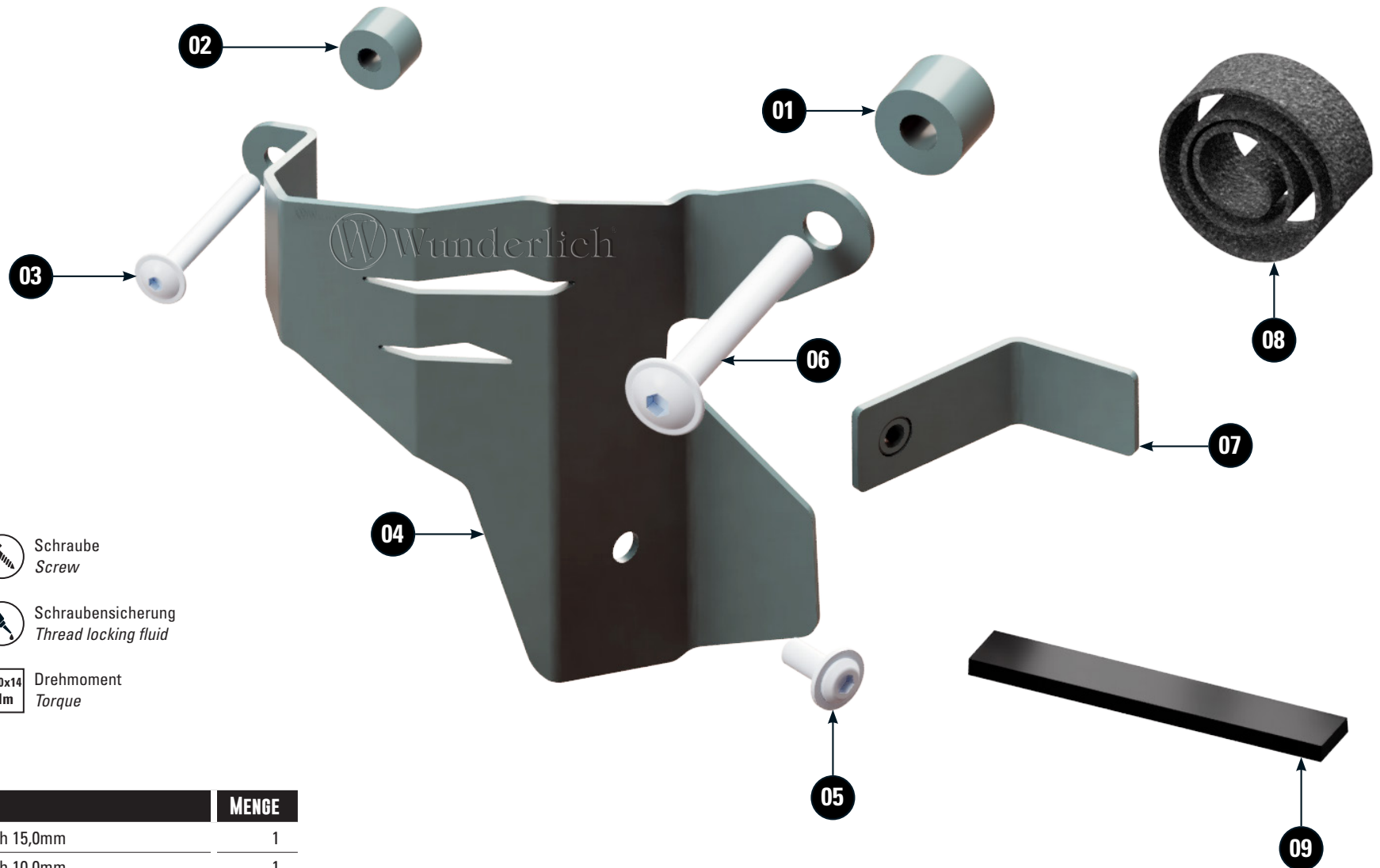


SCHALTASSISTENT-SCHUTZ








Switch assistant protection | Asistente de cambio protector | l'assistant de changement protection | Protezione per il cambio assistito

Art.-Nr: 26283-001/002






LEGENDE / KEY

-  Anbau Tipp
Fitting tip
-  Achtung
Attention
-  Vergrößerung
Magnification
-  Montagepaste
Fitting lubricant
-  Schraube
Screw
-  Schraubensicherung
Thread locking fluid
-  M10x14
Nm Drehmoment
Torque


#	BEZEICHNUNG	MENGE
1	Distanzhülse D 20,0-d 8,5-h 15,0mm	1
2	Distanzhülse D 14,0-d 5,5-h 10,0mm	1
3	Linsenflanschschraube M5 x 40	1
4	Abdeckblech	1
5	Linsenflanschschraube M6 x 14	1
6	Linsenflanschschraube M8 x 60	1
7	Halter	1
8	Moosgummi	5cm
9	3M Puffer	2,5cm



Flächen entfetten und bekleben!
Degrease and glue marked surfaces!



Abdeckblech mit Halter vormontieren.
Pre-assemble cover plate with bracket.



Halter hinter den Rastenträger klemmen.
Clamp bracket behind the foot peg carrier.

