








BREMSHEBEL

Brake lever | Pedale de freno ajustable | Pédale de frein | Pedale del freno

Art.-Nr: 26221-00







Bremsehebel einstellen, Linsenkopfschraube sowie die Madenschraube mit Schraubensicherung (mittel) einkleben.
 Adjust the brake lever, glue the pan head screw and the grub screw with screw lock (medium).



! Nach dem Einbau muss die einwandfreie Funktion der Bremse geprüft werden!
 After installation, the perfect function of the brake must be checked!