
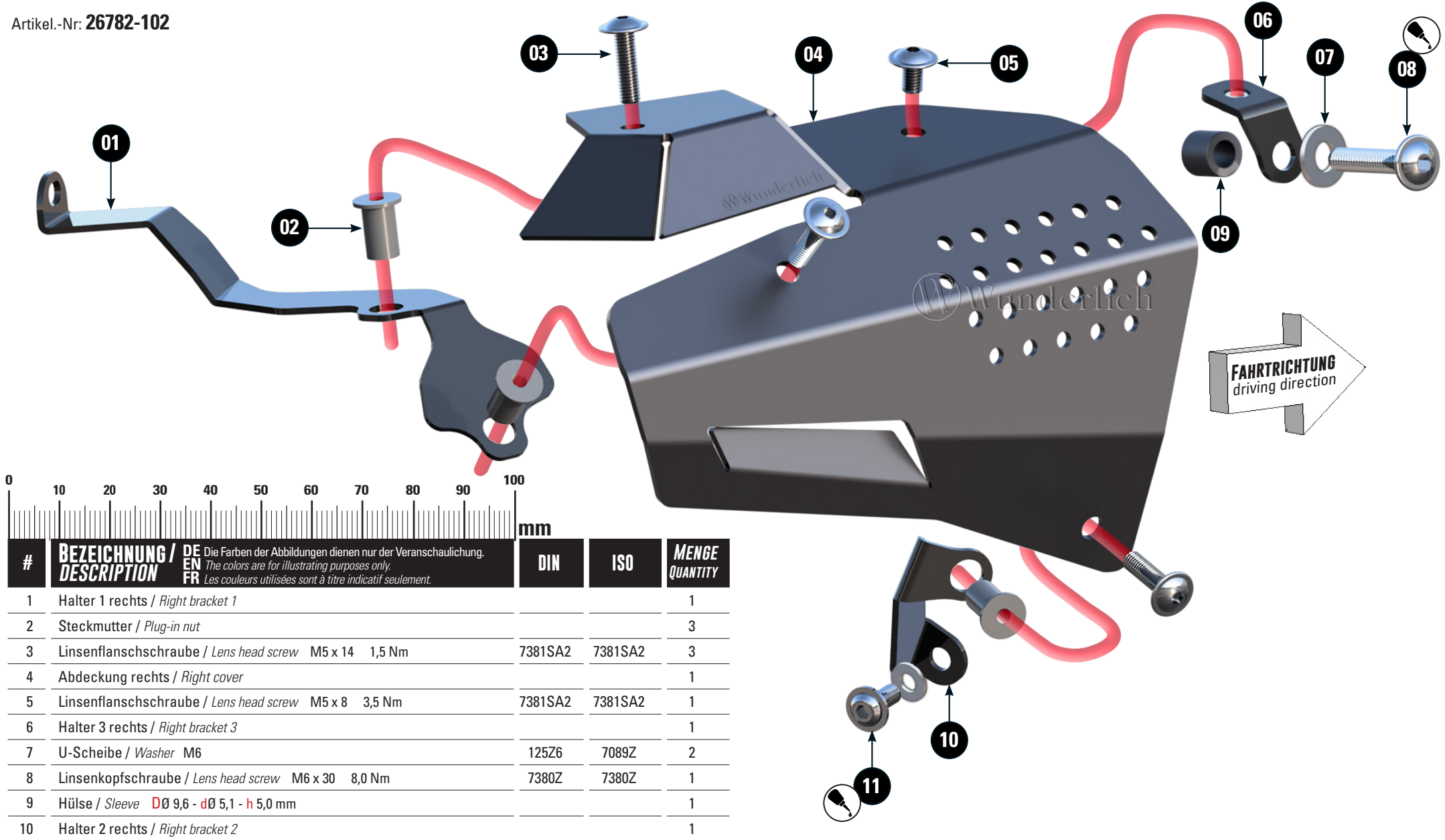


ABDECKUNG EINSPRITZANLAGE

Injection cover | Para sistema de inyección | Couvercle de pompe à injection | Coperchio pompa a iniezione

Artikel.-Nr. 26782-102

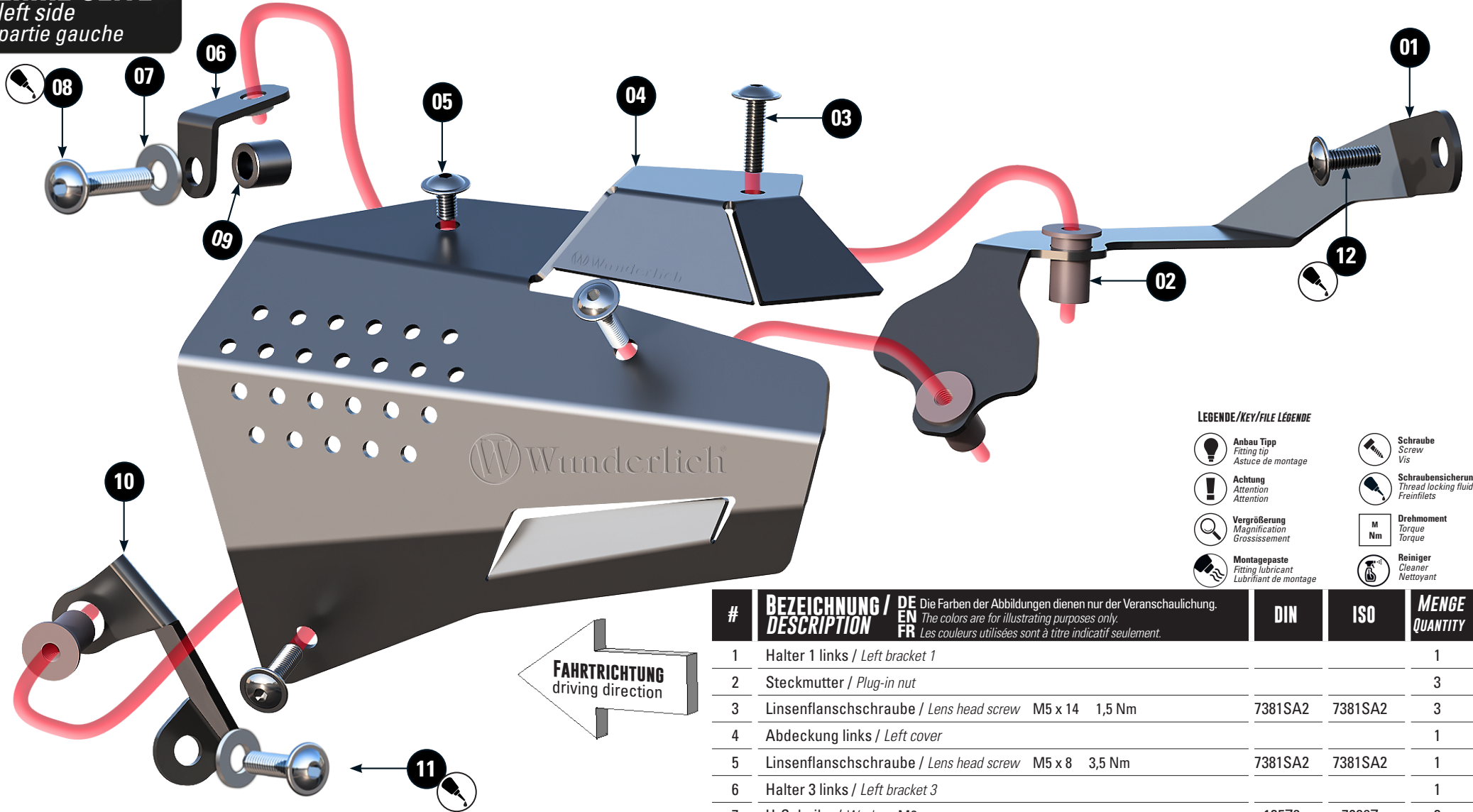
RECHTE SEITE
right side
partie droite











| # | BEZEICHNUNG / DESCRIPTION | DE Die Farben der Abbildungen dienen nur der Veranschaulichung. EN The colors are for illustrating purposes only. FR Les couleurs utilisées sont à titre indicatif seulement. | DIN | ISO | MENGE QUANTITY |
|----|---|---|---------|---------|-------------------|
| 1 | Halter 1 rechts / Right bracket 1 | | | | 1 |
| 2 | Steckmutter / Plug-in nut | | | | 3 |
| 3 | Linsenflanschschraube / Lens head screw | M5 x 14 1,5 Nm | 7381SA2 | 7381SA2 | 3 |
| 4 | Abdeckung rechts / Right cover | | | | 1 |
| 5 | Linsenflanschschraube / Lens head screw | M5 x 8 3,5 Nm | 7381SA2 | 7381SA2 | 1 |
| 6 | Halter 3 rechts / Right bracket 3 | | | | 1 |
| 7 | U-Scheibe / Washer M6 | | 125Z6 | 7089Z | 2 |
| 8 | Linsenkopfschraube / Lens head screw | M6 x 30 8,0 Nm | 7380Z | 7380Z | 1 |
| 9 | Hülse / Sleeve | DØ 9,6 - dØ 5,1 - h 5,0 mm | | | 1 |
| 10 | Halter 2 rechts / Right bracket 2 | | | | 1 |



LINKE SEITE
left side
partie gauche



LEGENDE/KEY/FILE LÉGENDE


-  **Anbau Tipp**
Fitting tip
Astuce de montage
-  **Achtung**
Attention
Attention
-  **Vergrößerung**
Magnification
Grossissement
-  **Montagepaste**
Fitting lubricant
Lubrifiant de montage
-  **Schraube**
Screw
Vis
-  **Schraubensicherung**
Thread locking fluid
Freinfillets
-  **Drehmoment**
Torque
Torque
-  **Reiniger**
Cleaner
Nettoyant

| # | BEZEICHNUNG / DESCRIPTION | DE EN FR | Die Farben der Abbildungen dienen nur der Veranschaulichung. The colors are for illustrating purposes only. Les couleurs utilisées sont à titre indicatif seulement. | DIN | ISO | MENGE QUANTITY |
|----|---|----------------------------|--|---------|---------|-------------------|
| 1 | Halter 1 links / Left bracket 1 | | | | | 1 |
| 2 | Steckmutter / Plug-in nut | | | | | 3 |
| 3 | Linsenflanschschraube / Lens head screw | M5 x 14 | 1,5 Nm | 7381SA2 | 7381SA2 | 3 |
| 4 | Abdeckung links / Left cover | | | | | 1 |
| 5 | Linsenflanschschraube / Lens head screw | M5 x 8 | 3,5 Nm | 7381SA2 | 7381SA2 | 1 |
| 6 | Halter 3 links / Left bracket 3 | | | | | 1 |
| 7 | U-Scheibe / Washer | M6 | | 125Z6 | 7089Z | 2 |
| 8 | Linsenkopfschraube / Lenshead screw | M6 x 30 | 8,0 Nm | 7380Z | 7380Z | 1 |
| 9 | Hülse / Sleeve | DØ 9,6 - dØ 5,1 - h 5,0 mm | | | | 1 |
| 10 | Halter 2 links / Left bracket 2 | | | | | 1 |
| 11 | Linsenkopfschraube / Lens head screw | M6 x 14 | 8,0 Nm | 7380Z | 7380Z | 1 |
| 12 | Linsenflanschschraube / Lens head screw | M6 x 12 | 3,5 Nm | 7381SA2 | 7381SA2 | 1 |


01

RECHTE SEITE

right side
partie droite




02




MASSE SCHRAUBE IN FREIE BOHRUNG SCHRAUBEN.
Screw the negative pole into the free bore.
Vissez le pôle négatif dans l'alésage libre.

03




04



05

LINKE SEITE
left side
partie gauche



06

